


# 6" IC LED Dedicated Cans



|                   |  |
|-------------------|--|
| <b>Project:</b>   |  |
| <b>Type:</b>      |  |
| <b>Catalog #:</b> |  |

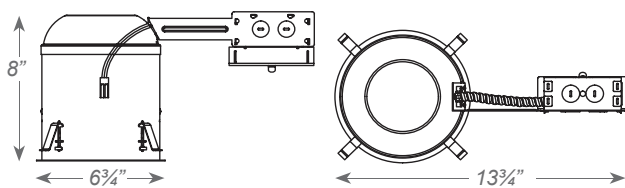


## REMODEL APPLICATIONS

Designed for remodel applications and in ceilings with direct contact with insulation. Air tight construction provides reduced energy costs.

### FEATURES

- Galvanized steel construction with removeable housing for easy access to the junction box
- Listed for through branch circuit wiring
- Pre-installed Real nail easily installs in regular and engineered lumber
- Adjustable bar hangers from 13<sup>5</sup>/<sub>8</sub>" - 25" and can be repositioned 90° on plaster frame
- Contains one 1<sup>1</sup>/<sub>8</sub>", six 7<sup>8</sup>/<sub>8</sub>" knockouts and four Romex pryouts with strain relief

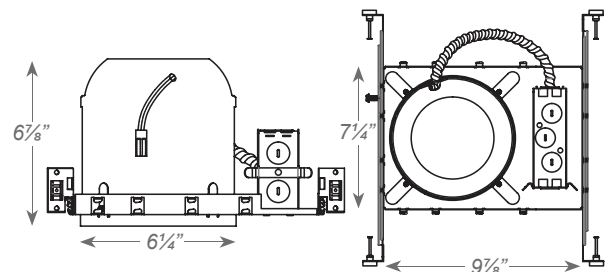


## NEW CONSTRUCTION APPLICATIONS

Designed for new construction applications and in ceilings with direct contact with insulation. Air tight construction provides reduced energy costs.

### FEATURES

- Galvanized steel construction with removeable housing for easy access to the junction box
- Listed for through branch circuit wiring
- Four remodel clips secure housing and accommodates 1/2" and 5/8" ceiling materials
- Housing adjusts from 5/8" to 1 3/8" to accommodate various ceiling thicknesses
- Contains one 1<sup>1</sup>/<sub>8</sub>", six 7<sup>8</sup>/<sub>8</sub>" knockouts and four Romex pryouts with strain relief



| MODEL        | DESCRIPTION                                      |
|--------------|--|
| BL9ICLED-NND | 6" IC LED Dedicated Can for New Construction     |
| BL9ICLED-RND | 6" IC LED Dedicated Can for Remodel applications |